

Product data sheet

CORIO CD-BT27 Heating circulator with open bath and transparent bath tanks

for internal and external applications at working temperatures from +20 °C to +100 °C

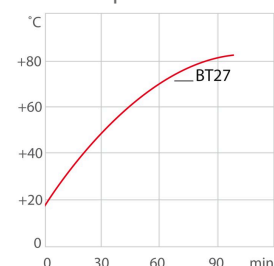


Product Features

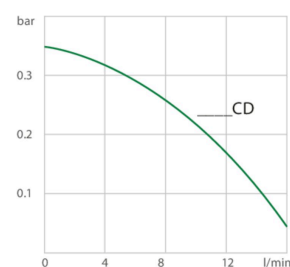
- ✓ Bright, white, easy to read display
- ✓ Very quiet
- ✓ easy switching between internal and external circulation
- ✓ USB connection
- ✓ Class III (FL) according to DIN 12876-1
- ✓ For internal and external applications
- ✓ Bath fluid: water



Heat-up time Medium: Water



Pump capacity Medium: Water



Performance values

230V/50Hz (Schuko Plug - CEE 7/4 Plug Type F)	
Heating capacity kW	2
Viscosity max. cSt	50
Pump capacity flow pressure l/min	15
Pump capacity pressure bar	0.35
Power consumption A	10
Voltage Tolerance %	230V ±10

Technical data

Available voltage versions	
Order No.	9012327
Available voltage versions:	
9012327.01	100V 50/60Hz (Nema N5-15 Plug)
9012327.02	115V 60Hz (Nema N5-15 Plug)
9012327.03	230V 50Hz (Schuko Plug - CEE 7/4 Plug Type F)
9012327.03.chn	230V 50Hz (CN Plug)
9012327.04	230V 50Hz (UK Plug Type BS1363A)
9012327.05	230V 50Hz (CH Plug Type SEV 1011)
9012327.13	230V 60Hz (Nema N5-15 Plug)

Cooling	
Cooling coil	accessory

Bath	
Bath tank	Polycarbonat
Bath cover	accessory
Usable bath opening cm (W x L / D)	30 x 35 / 20

Electronics	
Interfaces	USB
Temperature control	PID1
Absolute temperature calibration	1 Point Calibration
Temperature display	LED
Temperature setting	Keypad

Dimensions and volumes	
Weight kg	8.1
Barbed fittings inner diameter mm	8/12 mm
Total dimensions cm (W x L x H)	38 x 58 x 43
Filling volume l	20 ... 27
Pump connections	M16x1 male

Temperature values

Setting the resolution of the temperature display °C	0.1
Working temperature range °C ¹	+20 ... +100
Temperature stability °C	±0.03
Ambient temperature °C	+5 ... +40
Temperature display resolution °C	0.01 ... 0.1

¹ For applications near or below ambient temperature: use a cooling coil or JULABO immersion cooler.

Other

Classification	Classification III (FL)
IP Code	IP 21
Pump function	Pressure Pump
Pump type	Immersion Pump

Included in delivery

2 Barbed fittings for tubing 8 and 12 mm ID. (Pump connections M16x1 male)

All Benefits



Brilliant.

Very bright display makes it easy to read even from a distance.



Timer. Integrated.

CORIO circulators include an integrated timer function. When the set time has elapsed, a signal sounds and the device switches off. Setting range: 0 ... 999 minutes.



Connection. Easy.

Inclined pump connections (M16x1) facilitate the connection of applications. Each unit includes 2 barbed fittings of 8/12 mm diameter each.



Everything at the front.

All operating controls and safety functions are accessed easily and comfortably from the front.



Exact.

You can rely on it. PID1 control and 'Active Cooling Control' make the new CORIO precise and perfect.



Locked in.

The lockable power plug guarantees safe connection. More process safety.



Switch on. And off you go.

Intelligent operating concept. Ready for operation with just a few quick and easy steps.



Early warning system for low liquid level

Maximum safety for applications, optical and audible alarm, allows user to refill bath fluid before the unit shuts down



Connectivity.

Remote control made easy. CORIO CD circulators feature a USB connection.



100% Checked.

100% testing. 100% quality. Each JULABO Circulator undergoes thorough quality testing before leaving the factory.



ATC.

Absolute Temperature Calibration, 1-point calibration (CD).



Green technology.

Development consistently applied environmentally friendly materials and technologies.




Internal. External.

The pump is controlled via a lever located directly below the display. Easily change between internal and external circulation.



JULABO. Quality.

Highest standards of quality for a long product life.



Modern. Reliable.

High-grade components in every JULABO Circulator – platinum sensors, proven motor technology, CAN-Bus communication and much more.



Satisfied customers.

11 subsidiaries and more than 100 partners worldwide guarantee fast and qualified JULABO support.



Services 24/7.

Around the clock availability. You can find suitable accessories, data sheets, manuals, case studies, and more at www.julabo.com.



Stable.

Rubber feet allow for a secured footing of your CORIO to prevent damage to your laboratory equipment.



Quick start.

Individual JULABO consultation and comprehensive manuals at your disposal.