




# NucleoCounter<sup>®</sup> NC-202<sup>™</sup>

Any Culture - Any User - Anywhere





### 3<sup>rd</sup> generation NucleoCounter®

The NucleoCounter® NC-202™ is our 3<sup>rd</sup> generation cassette-based cell counter. Featuring improved hardware and new user-friendly NC View™ software, we take precision, speed and data management to the next level. The NucleoCounter® NC-202™ reduces your experimental cost through robust data acquisition: One universal cell counting method that is easy to implement for all users. No focus, exposure or other adjustments are required, standardizing experimental, analytical and manufacturing operations.

### Robust algorithm with NEW NC-View™

The NucleoCounter® NC-202™ has one universal cell counting protocol that handles all cell types: No optimization is required. The instrument provides robustness and precision regardless of cell size, morphology and media type, even in the presence of red blood cells, magnetic beads or cellular debris.

Consequently, the NucleoCounter® NC-202™ is easy to validate, even for the most complex processes.

### Via2-Cassette™ - A unique tool


The NucleoCounter® NC-202™ requires the unique Via2-Cassette™ for cell counting, combining cell sampling and staining with counting chamber loading into a single workflow. The Via2 Cassette™ makes it easy to count cells, but most importantly, eliminates operator bias.

The NucleoCounter® NC-202™ is ideal for GMP applications and labs seeking greater reproducibility between operators.



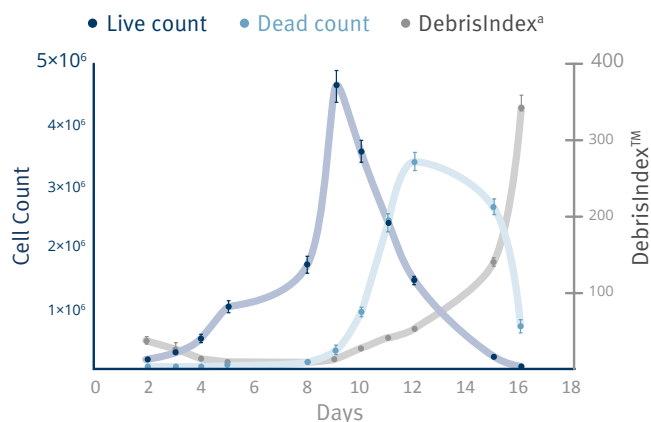
### Parameters recorded:

- Viability
- Cell Size/Diameter
- DebrisIndex™
- Aggregation
- Dilution factor
- Total cell count
- Live cell count
- Dead cell count



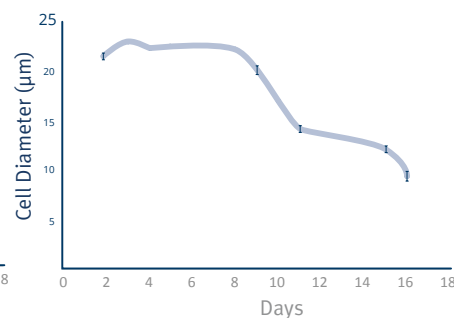
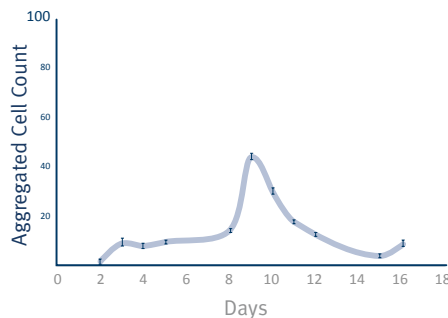
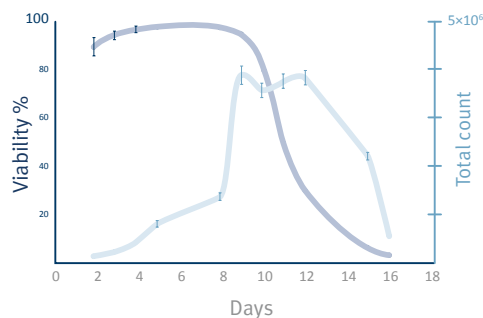
## Optimize bioreactor processes

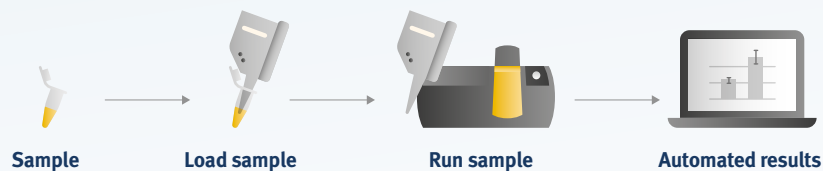
The NucleoCounter® NC-202™ provides cell analysis parameters which are critical for controlling cell culture expansion and harvest. The intuitive software interface allows staff to easily record data and make decisions based on output parameters for implementing the same counting method across process development, manufacturing and quality control departments.



### NEW DebrisIndex™: Monitor production runs

The all new DebrisIndex™ measures the relative concentration of cellular debris in cell culture media. Cellular debris may negatively affect downstream processes, and the DebrisIndex™ is a powerful parameter for optimization and control. The DebrisIndex™ can also be used as a measurement of overall cell culture health and to detect microbial contamination.

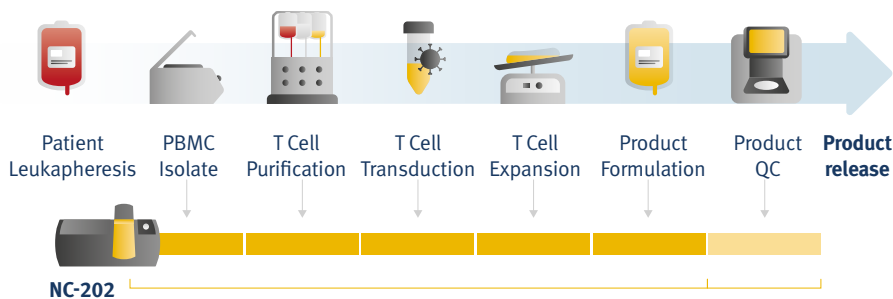
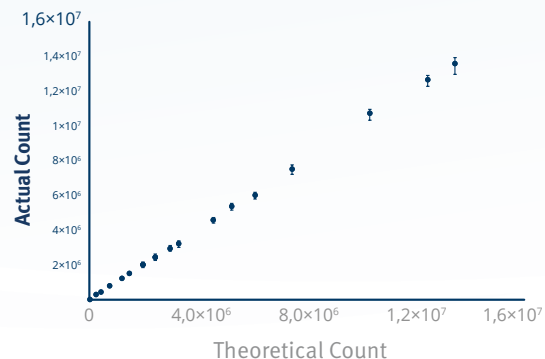




## Standardized workflow

We offer an easy-to-use workflow: Load sample – press RUN – get data. The unique Via2-Cassette™ combines sample aspiration, cell staining and counting chamber-loading into one simple step. This standardized workflow ensures handling interference is negligible and results in the highest level of data robustness.

The NucleoCounter® NC-202™ offers the best cell counting precision on the market, with full linearity up to a concentration of  $1 \times 10^7$  cells/ml. This simplifies lab workflow as there is no need for sample dilution ahead of measurements.



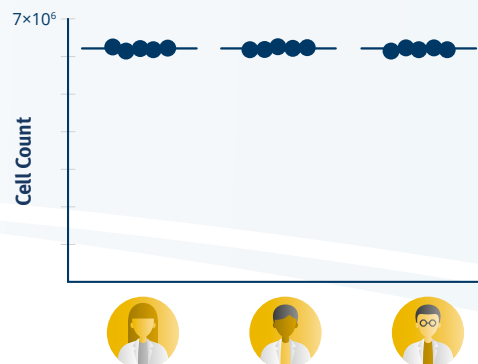
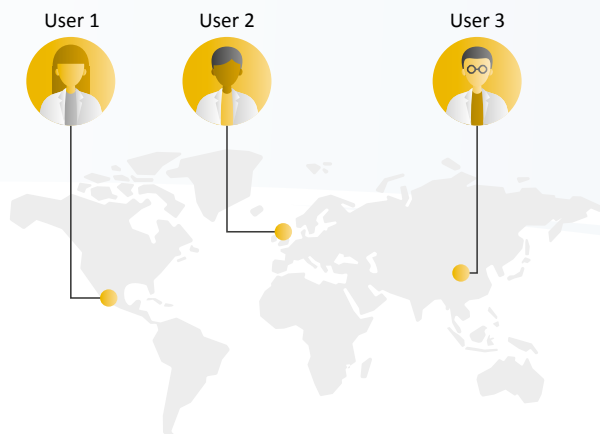
## Cell therapy manufacturing

NucleoCounting™ is the leading cell counting method for advanced cell manufacturing processes. The NucleoCounter® NC-202™ facilitates effective process control, by offering unique precision and robustness, regardless of process stage (leukapheresis, bead expansion, cell size changes, freezing/thawing). The instrument is an essential part of any cell manufacturing platform.

## 21 CFR Part 11 compatible software

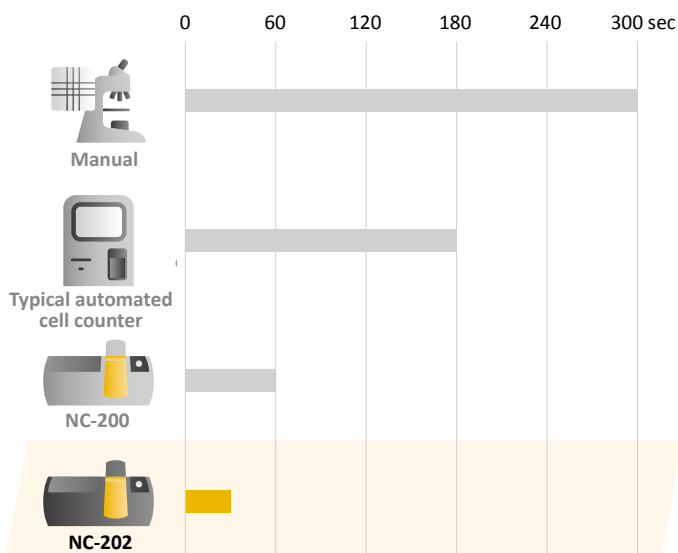
The NC-View™ software is compatible with 21 CFR Part 11 and can be integrated into any GMP setup. This allows data generated by multiple NucleoCounter® NC-202™ instruments to be stored in a secure manner.





## Facilitate collaboration between operators and sites

The NucleoCounter® NC-202™ is the most precise cell counter on the market. The combined inter-operator and inter-instrument variation is less than 10%. Our superior performance is achieved through high-quality components that remain stable over time and through advanced factory calibrations. Consequently, you obtain identical results with any cell sample, recorded by any user, anywhere in the world.



## Are your experiments important to you?

It is costly to rely on an inconsistent cell counting method. Large operations, and small labs alike suffer project delays to technology transfers across their production pipeline and manufacturing releases, when relying on sub-optimal instruments for data acquisition. The NucleoCounter® NC-202™ will eliminate the error sources in cell counting and lead to a higher success rate of processes, resulting in significant cost savings.

Using the NC-View™ software with the NucleoCounter® NC-202™ reduces the sample analysis time to a mere 30 seconds, almost doubling the handling efficiency from previous instruments.

## What's **NEW** - NucleoCounter® NC-202™

- Analysis time only 30 seconds per sample
- Improved data quality (signal-to-noise ratio and dynamic range)
- DebrisIndex™ provides in-process quantification of cellular debris
- Broader linearity range: Count samples up to  $1 \times 10^7$  cells/ml
- Service plan: Keep your instrument up-to-date and serviced
- Automatic data quality checks for sample artefacts



## Dedicated support worldwide

ChemoMetec is fully committed to the success and satisfaction of our customers. We offer training, application support and dedicated field service teams to ensure our customers achieve optimal instrument performance and the best quality results in an easy and simple manner.



Our world-class service supports you in NucleoCounter® NC-202™ product installation, future upgrades and application development. Hands-on training is available with the purchase of every NucleoCounter® NC-202™.



ChemoMetec field application support specialists are located around the world to provide both on-location and remote assistance and advice.



ChemoMetec A/S

Gydevang 43  
DK-3450 Allerød

Phone: +45 48 13 10 20

Fax: +45 48 13 10 21

Mail: [contact@chemometec.com](mailto:contact@chemometec.com)

Web: [www.chemometec.com](http://www.chemometec.com)



[www.chemometec.com/nc-202](http://www.chemometec.com/nc-202)

The information contained herein is to the best of our knowledge accurate and complete. However, cell species and cell environments may vary in property. Therefore, systematic and/or random deviation between estimates obtained by the NucleoCounter® instruments and other cell counting methods may occur. As such, nothing contained or stated herein, including results obtained from use of the NucleoCounter® NC-202™, shall be construed to imply any warranty or guarantee. ChemoMetec A/S and affiliated companies shall not be held liable for damages, and customers shall indemnify ChemoMetec A/S and affiliated companies against liability flowing from use of potentially inaccurate data generated by a NucleoCounter®. It is recommended that all results obtained with the NucleoCounter® instruments be validated against appropriate reference methods and/or traditional laboratory methods at regular intervals.