

medi-matic® Series 115

more functionality, flexibility and comfort

The requirements of the everyday routine of hospitals and medical practices both in technical and economic terms have been of vital importance to the concept of medi-matic® 115. Needing less time for the optimal adjustment means having more time for your patients.

- Modern design adapted to ergonomic requirements
- Electromotive adjustment of foot supports (115.7550.1)
- Electromotive height, seat and back section adjustment via foot control
- Quick adjustment of examination positions within a few seconds
- Call up of all functions via remote control
- Saving of time and more comfort by memory function (115.7250.1 + 115.7550.1) and simultaneous movement of drive motors
- A low starting position allows the patient to take her seat easily – without the need of a foot step
- Easily detachable leg support systems – especially advantageous for wheel chair patients and patient transfer
- An adjustable seat heating provides extra comfort
- Easy to keep clean and hygienic due to smooth and closed surfaces
- Plenty of colours available for a creatively designed finish
- Safe working load 200 kg



red dot award
winner

Illustration:
115.7550.1 with foot supports 101.4420.1,
leg plate 101.4450.0 and head cushion 101.3720.0.

Colours:
Upholstery: apple green 94
Powder coating: pure white RAL 9010
Plastic elements: silver-grey

Design: Rainer Schindhelm

The new and trend-setting control concept for the examination and treatment chairs **medi-matic® 115.7250.1** and **115.7550.1**

- Illuminated graphics display to indicate all chair functions
- Electronic diagnosis function
- 2 additional programmable keys e.g. for seat heating (gynaecology) or water inflow for basin with gyro flushing (urology) and triggering of a cold light source or a colposcope with integrated sockets 101.6800.0
- Storage and display of 8 memory positions (treatment positions/ physician's selection)
- Up to 50% reduction of adjustment times in 115.7250.1 and 115.7550.1 chairs
- Soft start-up and ergonomic movement of chair positionings
- Foot and hand operation for the control of all adjustments




Display colours:
 Blue: Back section adjustment
 Yellow: Seat adjustment
 Green: Memory
 White: Foot supports
 The colour as displayed indicates the foot control mode.

Foot control for 115.7250.1 and 115.7550.1 with basin with gyro flushing
 The water valve is controlled by an additional function key.



Foot control for 115.7250.1 and 115.7550.1: operation of the chair via foot control.



medi-matic® combined with Orbit



Illustrated colours:

Orbit:
cabinet bodies: white aluminium RAL 9006
front panels: light ivory RAL 1015
bar handles: angular, sahara beige RAL 0607030

medi-matic®:
upholstery: hazelnut 104
powder coating: pure white RAL 9010
plastic elements: silvery-grey



You have the choice – different leg support systems available





115.7550.1 + 101.4550.0 + 101.3720.0



115.7150.1 + 101.2270.0 + 101.1670.0 +
101.1370.0 + 101.1580.0 + 101.3720.0

Colours:
Upholstery: apple green 94
Powder coating: pure white RAL 9010
Plastic elements: silver-grey



The lower legs are fixed in the heel and
calf trough with lateral support.

115.7150.1 + 101.2310.0 + 101.1370.0 + 101.3720.0



Urologic examination
in combination with the
gyro flushing basin.

115.7150.1 + 101.2270.0 +
101.1670.0 + 101.1580.0 +
101.1370.0 + 101.3720.0 +
101.1380.0 + 101.4990.0

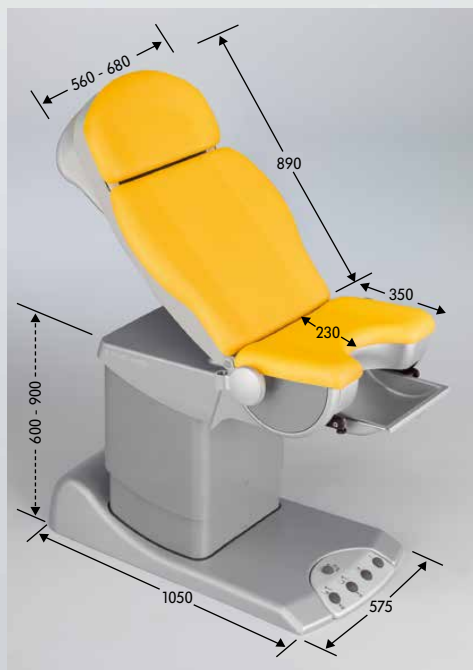
Colours:
Upholstery: silver-grey 55
Powder coating: sapphire blue RAL 5003
Plastic elements: silver-grey

Note:
Please refer to page 12 of varimed catalogue no. 70
for our range of suitable swivel stools and examination seats.

medi-matic® Series 115

for gynaecology, rectoscopy/proctology and for urology/urodynamics

CE



Model No.

Description

115.7150.1 Examination and Treatment Chair

Electromotive adjustment of Trendelenburg position and back section, and in addition electromotive height adjustment from 600 – 900 mm, mounting height: 550 mm.
Activation of all functions by means of foot control.

115.7250.1 Examination and Treatment Chair

Electromotive adjustment of Trendelenburg position and back section, and in addition electromotive height adjustment from 600 – 900 mm, mounting height: 550 mm.
With memory function for storing of 8 positions.
Activation of all functions by means of hand and foot control.

115.7550.1 Examination and Treatment Chair

Electromotive adjustment of Trendelenburg position and back section, and in addition electromotive height adjustment from 600 – 900 mm, mounting height: 550 mm.
With memory function for storing of 8 positions.
Electromotive adjustment of foot supports.
(without foot supports/ Please consider corresponding ref.-no. 101.4420.1 or Göpel-type leg supports 101.4550.0)
Activation of all functions by means of hand and foot control.

Basic equipment:



Rinsing basin,
plastics, extensible.



Storage compartment
for paper rolls.
Suitable for:
400 mm paper roll width,
Ø approx. 140 mm.
500 mm paper roll width,
Ø approx. 120 mm.



Removable seat padding
for perfect cleaning and
easy replacement.



Bracket for manual control unit made of
18/10 stainless steel, can be fitted on the left
or right side as required, snap-in function
(115.7250.1 and 115.7550.1).

Attention:

All basic models without leg support system.
Please choose from four different systems. (See page 14)
Mobility available. (See page 16)



Trendelenburg position



Back section adjustment



Height adjustment



electromotive foot-support adjustment (115.7550.1)

Technical data

Standard equipment:

Seat, back and head sections with ergonomic upholstery, rinsing basin of plastics, extensible, storage for paper rolls up to 500 mm width, adjustment of chair positions via foot control, base plate with 4 levelling screws, plastic claddings and covers in silver-grey, telescopic cladding of column and seat/back section frame powder coated acc. to colour chart, upholsteries acc. to colour chart. Connection cable of 3 m with mains plug (upon request, prepared for fixed connection to the wall/earth, without connection cable). Power supply: 230 V, 50 Hz, max. 0.45 kW. Country specific versions available upon request. Safe working load: 200 kg.

Important:

Examination chairs with side rails 101.1380.0 at the back section are equipped with a back section pad which is flush with the lateral back section frame, see page 23, image no. 8.

Chair can be equipped with 2 power sockets acc. to safety standards EN 60601-1! See accessories! Country specific versions available upon request.

Powder coated finish:

High quality multilayer gloss paint of extreme knock and scratch resistance. Easy to clean and to disinfect. Resistant to climatic conditions. Available in SCHMITZ colours acc. to colour chart (without surcharge).

Further optional colours acc. to RAL-colour chart at extra charge. Model No. 100.0510.0.

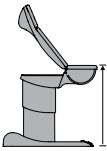
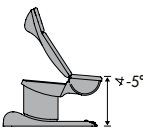
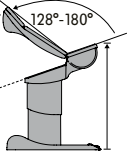
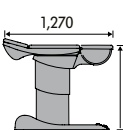
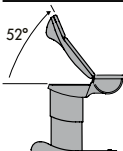
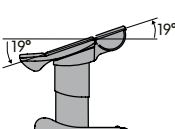

Upholstery:

High quality, hard wearing foam rubber with leatherette cover. Available in SCHMITZ colours acc. to colour chart without surcharge (classic and comfort qualities).

The following information is requested upon order:

Colour of upholstery: see colour chart! Colour of powder coating of telescopic steel casing and seat/back frame: see colour chart!

Positionings, Dimensions:

	115.7150.1	115.7250.1	115.7550.1
	600-900 mm*	600-900 mm*	600-900 mm*
	550 mm*	550 mm*	550 mm*
	850-1,150 mm*	850-1,150 mm*	850-1,150 mm*
	600-900 mm*	600-900 mm*	600-900 mm*
	0 - 52°	0 - 52°	0 - 52°
	+ 19° - 19°	+ 19° - 19°	+ 19° - 19°
	Foot supports can be lowered to 200 mm above floor level with seat section in horizontal pos. or even to 95 mm with seat section inclined by -5°		
Base plate	all models: 1,050 x 575 mm		
Width of upholstery	all models: back section: 560 - 680 mm, seat section 585 mm		
Back section, electr. adjustable	■	■	■
Trendelenburg position, electr. adjustable		■	■ ■
Height, electr. adjustable	■	■	■
Memory function		■	■
Rinsing basin	■	■	■
Side rails, seat section	●	●	●
Foot supports, electr. adjustable			■
Net weight (w/o access.)	156 kg	156 kg	165 kg

■ = standard equipment ● = at extra charge

* in connection with mobility 101.2300.0 please add 75 mm.
Design and dimensions are subject to change.

medi-matic® Series 115

Accessories for all disciplines

1

Foot supports (pair) 101.4420.1

with integrated, powder coated handles, can be swivelled to the side, lockable. Leatherette covers for handles acc. to colour chart. Plastic foot support covers of transparent PU material.

2

Leg supports, Göpel type (pair) 101.4550.0

with integrated, powder coated handles. Leatherette covers for handles acc. to colour chart. Leg supports with integral foam upholstery in silver-grey, including fastening strap, rod of stainless steel 18/10.

3

Göpel leg support (piece) 101.2270.0

covered integral foam upholstery in silver-grey, including fastening strap, rod of stainless steel 18/10, excluding attachment clamp. (requires 101.1370.0 and 101.1670.0)

3

Side rails (pair) 101.1370.0

for the seat section, stainless steel 18/10, 25 x 10 mm, 290 mm long.

3

Attachment clamp (piece) 101.1670.0

revolving, stainless steel 18/10, for installation on side rails.

3

Hand grip (piece) 101.1580.0


integral foam upholstery in silver-grey, for installation on side track 101.1370.0. (only in combination with Göpel leg supports 101.2270.0)

4

Ergo Steps (pair) 101.2310.0

leg support system with adjustable heel/calf troughs, grey plastic, can be swivelled to the side, integrated handles of circular tube in the same colour as the chair. Attachment elements in stainless steel 18/10, for installation on side rails. (require 101.1370.0)






5

Leg plate 101.4450.0

extensible, integrated into seat section frame, with integral foam pad, grey (L 340 x W 470 x H 20 mm). Safe working load: 50 kg. (subsequent fitting possible, please contact our service dept.)



6

Leg plate 101.4470.0

push-in plate, upholstered (L 620 x W 550 x H 45 mm), leatherette cover acc. to colour chart. Safe working load: 50 kg. (subsequent fitting possible, please contact our service dept.)



7

Intermediate upholstery 101.4460.0

push-in-upholstery of integral foam, grey, for extensible leg plate 101.4450.0. (subsequent fitting possible)

8

Head cushion 101.3720.0

leatherette cover acc. to colour chart.

9

Plastic cover 101.4810.0

for the upholstery of the seat, transparent high-quality PU, Velcro fastening at the backside.

10

LED examination light

If you are interested in further details please order our flyer No. 107 for more information.

Note: The LED examination light cannot be used in combination with the HD Video colposcope vidan®!



8



9



10

medi-matic® Series 115

Accessories for all disciplines

1

SCHMITZ Set Treatment unit with supporting arm 101.6530.0

– discontinued model –

can be rotated and swivelled, universal treatment set for instruments, medication, disposable material etc., can be fitted to the chair, RH or LH fitting, safe working load 5 kg.



1

2

Shelf with supporting arm 101.6540.0

can be rotated and swivelled, e.g. for instruments and equipment. Utilisable space: 309 x 285 mm, safe working load 10 kg.



2

3

Paper roll 100.1760.0

400 mm wide, stored into the integrated compartment.



2

4

2 Power sockets 101.4900.0 for 115.7150.1

acc. to EN 60601-1.

(subsequent fitting not possible)

2 Power sockets 101.4910.0

similar to 101.4900.0, but "Swiss type" socket (subsequent fitting not possible)



2

5

2 Power sockets 101.6800.0 for 115.7250.1 and 115.7550.1

according to EN 60601-1, activation of 1 socket by manual control unit. (subsequent fitting not possible)

2 Power sockets 101.6810.0

similar to 101.6800.0, but "Swiss design". (subsequent fitting not possible)



3

Other country-specific sockets available on request.

6

Foot rest for the doctor 101.4750.0

stainless steel

(not possible in combination with the gyro flushing basin 101.4940.0/101.4990.0 and the instrument disposal 101.2040.0)



3

7

Mounting step 101.4520.0

fixed to the chair, movable, tread of plastic material in silver-grey, (not possible in combination with mobility 101.2300.0, gyro flushing basin 101.4940.0/101.4990.0 or instrument disposal 101.2040.0).



4+5

8

Plastic covers (pair) 101.4800.1

of transparent material, as foot support protection.



8

9

Mobility 101.2300.0

4 double castors, Ø 75 mm, lockable and electrically conductive. (subsequent fitting possible)

Not available in combination with the gyro flushing basin 101.4940.0/101.4990.0 and the mounting step 101.4520.0.



9

Note:
May not be used for patient transport!

Additional accessories for gynaecology



Instrument disposal 101.2040.0

of sheet steel, powder coated in the colour of the chair, fitted on the column.

Electromotive opening and closing by pressing the front panel for instrument disposal, fully extendable on telescopic rails, frame with removable 12 litre stainless steel basin (for 5 litres of liquid), plastic screen insert to collect about 15 specula. Additional stainless steel storage area.

Safe working load 8 kg.

connection cable with mains plug, connection: 100 – 240 V, 50/60 Hz, power consumption max. 20 W

Subsequent fitting (series 115.7) on request.

Country specific versions available upon request.

Can also be used in conjunction with:

Colposcope support 101.4310.0 or
SCHMITZ Set with supporting arm 101.6530.0 or **shelf with supporting arm 101.6540.0**

Cannot be used in conjunction with:

Footrest 101.4750.0

Mounting step 101.4520.0

Stainless steel basin 101.2010.0/101.2020.0

Gyro flushing basin 101.4940.0. or 101.4990.0

Lid 101.2060.0

325 x 265 mm, covers the 12 l SST container during transportation.

(w/o ill.)



medi-matic® Series 115

Additional accessories for gynaecology



1



2



3



4



101.6530.0 with 101.4310.0 + colposcope



5

1+2 Colposcope support 101.4310.0
for Leisegang, Leica, Kaps and Zeiss systems,
R.H. or L.H. fitting. For Kaps and Zeiss systems,
please order necessary mounting tube with
attachment from your colposcope supplier.
(w/o colposcope)

3 Stainless steel basin, flat 101.2050.0
(surcharge)
325 x 265 x 40 mm.

4 Stainless steel basin, deep 101.2010.0
(surcharge)
355 x 325 x 65 mm.
Cannot be used in conjunction with:
Instrument disposal 101.2040.0.

5 Seat heating 101.4620.0
activated or switched off by manual control unit.
Average power consumption approx. 20 watts,
adjustable indication of temperature via display.
(not available in combination with gyro flushing basin
101.4940.0 or for exam. chair model no. 115.7150.1)

Recommended accessories for gynaecology



Model No.

115.7150.1/115.7250.1

- 1 x **101.3720.0** Head cushion piece
- 1 x **101.4620.0** Seat heating (for 115.7250.1) piece
- 1 x **101.4900.0** 2 Power sockets (for 115.7150.1)
- 1 x **101.6800.0** 2 Power sockets (for 115.7250.1)
- 1 x **101.2040.0** Instrument disposal piece

Leg/foot support systems, optionally:

- 2 x **101.2270.0** Göpel-type leg supports piece
- 2 x **101.1670.0** Attachment clamps piece
- 1 x **101.1370.0** Side rails pair
- 2 x **101.1580.0** Hand grips piece

alternatively:

- 1 x **101.4420.1** Foot supports pair

alternatively:

- 1 x **101.4550.0** Göpel-type leg supports pair

alternatively:

- 1 x **101.2310.0** Ergo-Steps pair
- 1 x **101.1370.0** Side rails pair

115.7550.1

- 1 x **101.3720.0** Head cushion piece
- 1 x **101.4620.0** Seat heating piece
- 1 x **101.6800.0** 2 Power sockets
- 1 x **101.2040.0** Instrument disposal piece

Leg/foot support systems, optionally:

- 1 x **101.4420.1** Foot supports pair

alternatively:

- 1 x **101.4550.0** Göpel-type leg supports pair